



356 Gauge Fuel/Temperature Gauge 100mm

Tech Support 1-800-265-1818
<http://usa.vdo.com>

Instruction Sheet # A2C59506787

Rev 07-2014


Gauge Installation:

1. Select the desired mounting location of the instrument.
2. Mount the gauge in a 100mm opening and secure with the included hardware.

Wiring the Gauge:

1. Route wires from the instrument to
 - (a) Battery (+) switched power after the fuse box or user supplied in line fuse (5 amp, fast blow) to terminals “+”
 - (b) Light switch after the fuse box, or user supplied in line fuse (1 amp) and switch to light bulbs
 - (c) Ground location not shared with other electronics (such as battery (-) negative terminal or direct to chassis) to terminals “ \perp ” and light bulbs.
 - (d) Fuel and Temperature sensors to terminal “G”
 - (e) Oil pressure switch, high beam switch and battery warning terminal on voltage regulator to warning light bulbs as indicated.

Terminal	Description
+	Switched 12V power
\perp	Ground
G	Sender signal



Read these instructions thoroughly before installation. Do not deviate from assembly or wiring diagram. Always disconnect battery ground before making any electrical connections.



Required VDO Senders

Fuel Sender	221-012 (VW tank) or 226-003
Temperature Sender	Any VDO 250F temperature (323-417 for air cooled VW/Porsche engines in oil pan location)
Oil Pressure Switch	230-504
Speed Sender	340-786 (GPS) 340-011 (will require separate adapter kit, not included or sold by VDO)

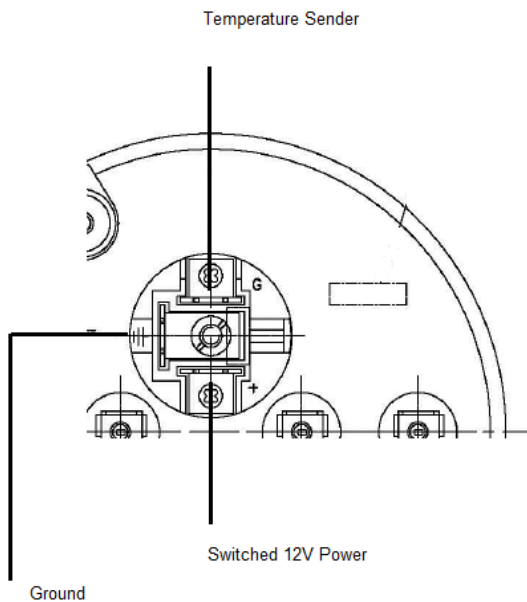
356 Gauge Fuel/Temperature Gauge 100mm

Tech Support 1-800-265-1818
<http://usa.vdo.com>

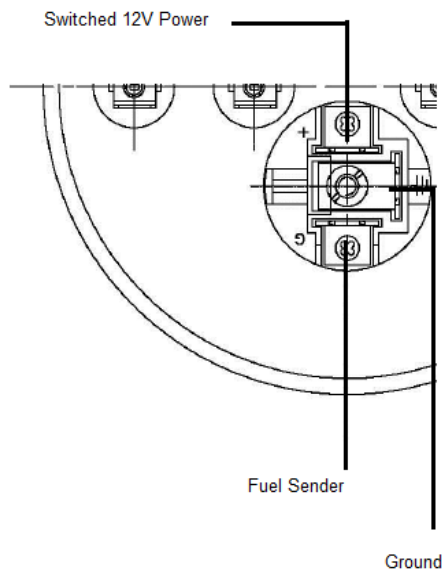
Instruction Sheet # A2C59506787

Rev 07-2014

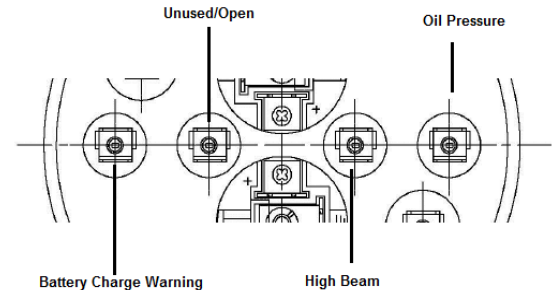
Temperature Gauge Wiring:



Fuel Gauge Wiring:



Warning Light Wiring:



Battery Charge Warning:

- 1 side of bulb to +12V switched
- 1 side of bulb to D+ terminal on voltage regulator

High Beam Indicator

- 1 side of bulb to switch (+12V)
- 1 side of bulb to ground

Oil Pressure Warning

- 1 side of bulb to 12V+ switched
- 1 side of bulb to NC terminal on pressure switch

Merchandise warranted against defects in factory workmanship and materials for a period of 24 months after purchase. This warranty applies to the first retail purchaser and covers only those products exposed to normal use or service. Provisions of this warranty shall not apply to a VDO product used for a purpose for which it is not designed, or which has been altered in any way that would be detrimental to the performance or life of the products, or misapplication, misuse, negligence or accident. On any VDO part or VDO product found to be defective after examination by manufacturer, manufacturer will only repair or replace the merchandise through the original selling dealer. Manufacturer assumes no responsibility for diagnosis, removal and/or installation labor, loss of vehicle use, loss of time, inconvenience or any other consequential expenses. The warranties herein are in lieu of any other expressed or implied warranties, including any implied warranty or merchantability of fitness, and any other obligation on the part of manufacturer, or selling dealer.